

Boom MEZZO

an intelligent camera for superior meetings



Quick Guide

boom
collaboration

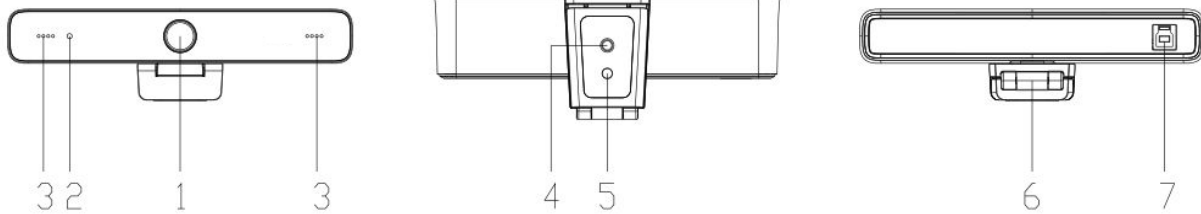
Boom MEZZO

Contents

English	2
Español	4
Deutsche	6
Français	8

Support at www.boomcollaboration.com/support

Features



- | | | |
|--------------------|---------------------------|------------------------|
| 1. Camera lens | 4. Tripod mount (1/4in) | 6. Mounting clip/stand |
| 2. Indicator light | 5. Optional bracket mount | 7. USB 3.0 port |
| 3. Built-in mics | | |

What's in the box?

Boom MEZZO camera
USB 3.0 cable
IR remote control
Quick guide

Let's get started

1. Clip the MEZZO to your screen or computer, directly on a table/credenza, or mount it to a tripod.
2. Connect the USB cable with computer, video conference device or other USB input device.
3. Open the video software, select Boom MEZZO 4K and enjoy!
4. Need help? Drop us a line or give us a call:
 - Phone: 888-534-BOOM (2666)
 - Email: support@boomcollaboration.com
 - Web: www.boomcollaboration.com

Your new Boom MEZZO camera

The Boom MEZZO features 4K Ultra HD @ 30fps, electronic PTZ and built-in AI functions that include highly responsive auto-framing. An Advanced Image Signal Processor (ISP) provides vivid images with balanced brightness, high resolution and fantastic color layering. The Mezzo delivers a captivating experience for your video conference calls. Intelligent cameras make better meetings. Simply.

Boom MEZZO highlights & features

Ultra HD 4k Resolution: 8.28 megapixel high quality CMOS sensor. 4K resolution with up to 30fps. Compatible with 1080P and 720P

AI Auto framing: Using an advanced face detection algorithm, the MEZZO automatically frames and centers the image based on participants in the meeting,

ePTZ: 10x ePTZ functions allow for pan tilt zoom control with included remote.

Built-in mics: Two omnidirectional microphones offer noise suppression technology and a pickup range of up to 6 meters.

Wide angle FOV: 120° field of view

Excellent image quality: With high SNR and low noise CMOS image is crisp and clear even in low light.

Video output: USB 3.0

Multiple video codec: H.264, H.265, MJPG, YUY2, and NV12 video codecs ensure smooth video transmission in virtually every platform.

Remote control: Included remote control allows for up to 10 programmed camera positions and manual ePTZ control.

Flexible installation: Built-in clamp, stand and tripod thread allows for easy install on any device – computer, screen, tabletop and tripod.

Ease of use: No drivers needed – plug & play.

Camera specs

Digital Zoom	10X
View Angle	Diagonal : 115° Horizontal: 100° Vertical : 56°
Focal length	f=2.26mm
Sensor	1/2.8in 4K CMOS
Effective Pixels	8.28 megapixel 16:9
Video Format	<p>MJPEG video format 3840*2160@30 /2560*1440@30 /1920*1080@30 /1600*896@30 /1280*720@30 /1024*576@30 /960*540@30 /800*600@30 /800*448@30 /720*576@30/720*480@30 /640*480@30 /640*360@30 /480*270@30 /352*288@30 /320*240@30</p> <p>H.264 interface video format 3840*2160@30 /2560*1440@30 /1920*1080@30 /1600*896@30 /1280*720@30 /1024*576@30 /960*540@30 /800*600@30 /800*448@30/720*576@30/720*480@30 /640*480@30 /640*360@30 /480*270@30 /352*288@30 /320*240@30</p> <p>YUY2 video format 1920*1080@30 /1280*720@30 /1024*576@30 /800*600@30 /800*448@30 /640*480@30 /640*360@30 /480*270@30 /320*180@30</p> <p>NV12 video format 1920*1080@15 /1280*720@30 /1024*576@30 /800*600@30 /800*448@30 /640*480@30 /640*360@30 /480*270@30 /320*180@30</p>
Minimum Illumination	0.1Lux (F1.8, AGC ON)
White balance	Auto/manual
Focus	Fixed
Exposure mode	Auto/Manual
Aperture	F1.8±5%
BLC	ON/OFF
WDR	OFF/ Dynamic level adjustment
Video adjustment	Brightness, Color, Saturation, Contrast, Sharpness, B/W mode, Gamma curve
Audio input	2 built-in microphones, via USB

USB specs

Operating systems	Windows 7(1080P and lower), Windows 8.1, Windows 10, Mac OS 10.10 and higher, Android, Linux (UVC support)
Video codec	H.264, H.265, MJPG, NV12, YUY2
USB audio	Support
USB protocol	UVC, UAC
PTZ control	ePTZ support
Weight	1.15kg
Hardware requirement	2.4 GHz Intel@ Core 2 Duo or higher, 2GB or higher, USB 3.0 port (USB 3.0 for 4K)


Additional specs


Temperature stored	-10°C~+60°C
Humidity stored	20%~90%
Working temperature	-10°C~+50°C
Working humidity	20%~80%
Dimensions	180mm x 42.5mm x 46.3mm
Weight	.3 kg
Application	Indoor
Package contents	Camera, USB 3.0 cable, IR remote, guide

Remote control

Infrared light



Standby button : Turn camera image on/off

Menu key : Access camera settings and features

Pan/Tilt Control



Up: press  Down: press 

Left: press  Right: press 

Back to middle position: press **【OK】**

Press and hold the up/down/left/right key to control pan/tilt.

Set and Clear Presets




Save Preset: Long press (3-4 seconds) number keys 1-3 to set preset positions.


Call Preset: Press a number key 1-3 directly to call a preset position.

Clear Preset: Long press (3-4 seconds) the corresponding number key button, and then press the number key 0-9 to clear preset positions.

Zoom Control




ZOOM +: press  key to zoom in

ZOOM -: press  key to zoom out

Press and hold the zoom keys to control desired zoom level.

AI Auto-framing



Press to toggle intelligent auto-framing on/off.

*Note the digital PTZ functions can not be controlled manually when auto-framing is on.



Maintenance

1. Power off and disconnect power if not in use for long periods of time
2. Use soft cloth to clean camera cover
3. Use a soft, dry cloth when cleaning the camera lens. Corrosive detergents and harsh materials can damage the lens and effect video quality.

Troubleshooting

No video output:

1. Check that the USB cable is connected and the power indicator light is on.
2. Restart the camera. It should begin a self-check
3. Restart the computer.
4. Check video output cable and video display to ensure they're properly connected.
5. Check that Boom MEZZO 4K is selected and recognized by your computer.

No Image

1. Check that the USB cable is connected properly and in good condition.