

**SHURE**

INTELLIMIX™ ROOM KITS

FOR MICROSOFT TEAMS ROOMS

 Certified for
Microsoft Teams

Boost collaboration with simple and secure Microsoft Teams Rooms conferencing kits from Shure. With zero-touch provisioning, you can effortlessly deliver high-quality audio and video experiences in your small, medium, and large meeting spaces.

IntelliMix Room Kits provide everything you need: A powerful Windows-based Microsoft Teams Rooms compute with Shure's premium audio signal processing, an intuitive touch panel, a superior all-in-one ceiling array microphone + loudspeaker, and intelligent, high-resolution video.

Just connect devices, power on and log in to transform your meeting experiences.

TOP-TIER AUDIO AND VIDEO FOR SMALL TO LARGE MICROSOFT TEAMS ROOMS

- Premium audio quality enables effective communication and ensures the accuracy of Microsoft Copilot transcriptions, summaries and action items.
- AI-powered camera systems support visually engaging and equitable interactions.
- Curated kit options allow you to easily select your preferred system based on room size for an exceptional experience in every space.

INCREDIBLY EASY SETUP WITH ZERO-TOUCH PROVISIONING

- Automatic configuration upon boot-up simplifies and speeds up deployment.
- Simply enter your Microsoft Teams Room credentials or use Windows Autopilot with Autologin for Teams Rooms to get your meeting space ready.

ENTERPRISE-LEVEL SECURITY & CLOUD MANAGEMENT

- The Microsoft Teams Rooms compute provides robust security features of the Microsoft Security Framework.
- Streamline IT workflows with real-time monitoring, control, updates, and support from anywhere, via Microsoft Teams Admin Center, Microsoft Teams Rooms Pro Management Portal, ShureCloud, and integration with enterprise IT management platforms.

COMPREHENSIVE, ONE-STOP SUPPORT

- Optional 3-year warranty extension provides peace of mind and investment protection throughout typical depreciation and refresh cycles, with total coverage of up to 5 years.
- Get efficient and fast support for all kits and components, including cameras, all provided by Shure.

KIT OPTIONS

SHURE

IntelliMix Room Kits are available in various configurations to suit different room sizes and requirements, each complete with compute, touch panel, audio and video components and designed to ensure seamless integration.

IMXRK30

FOR SMALL TO MEDIUM ROOMS



IMXRK50

FOR MEDIUM TO LARGE ROOMS



IMXRK70

FOR LARGE ROOMS



IMXRK80

FOR LARGE ROOMS (MULTI-CAMERA)




INTELLIMIX FOUNDATION SYSTEM

SHURE

The Shure IntelliMix Foundation System provides the core components for seamless collaboration in a highly secure environment. It includes a purpose-built Microsoft Teams Rooms compute with Shure's advanced IntelliMix® Room Audio Signal Processing Software, an intuitive touch panel, and accessories for connectivity and power.



TOUCH PANEL



INTELLIMIX® ROOM

Certified for
Microsoft Teams



COMPUTE

CONVENIENT MEETING CONTROLS

- 11-inch, high-resolution console allows for one-touch control of the Microsoft Teams Room application
- USB-C connection supports quick and simple content sharing and presentation during meetings
- PIR (passive infrared) motion sensor auto-wakes the device when someone enters the room

SIMPLE INSTALLATION & FLEXIBLE PLACEMENT

- Connects to the IntelliMix Foundation Compute via Ethernet cable for trouble-free installation
- Supports variable 20- or 40-degree orientation with an integrated kickstand, or wall-mounting with an optional accessory

INCLUDED ACCESSORIES

The IntelliMix Foundation System further includes a 4-port PoE+ network switch, a USB3.0 to Gigabit Ethernet adapter, mounting accessories for the compute, power cables and multiple Ethernet and HDMI cables to connect the system.

POWERFUL AND SECURE

- Intel® 12th Gen Core i5 Processor flexibly supports various room configurations and ensures a smooth meeting experience
- Windows 11 IoT Enterprise OS provides an optimized environment for collaboration with the robust security features of the Microsoft Security Framework

ZERO-TOUCH PROVISIONING

- Compute, audio and video auto-configure upon boot-up
- Pre-installed and pre-configured Shure IntelliMix Room DSP automatically discovers and routes the MXA902 Ceiling Array Microphone and Loudspeaker
- No programming or manual adjustments of audio and video settings required

ENHANCED AV SYSTEM PERFORMANCE


- Shure IntelliMix Room DSP with AI Denoiser and AI Deverb enhances speech and removes distracting sounds, ensuring every word is heard clearly and transcribed accurately with Microsoft Copilot



MXA902 CEILING ARRAY MICROPHONE & LOUDSPEAKER

SHURE

The MXA902 is an all-in-one, ceiling-mounted meeting audio solution designed to deliver premium audio quality and uniform coverage throughout collaboration spaces. Precision performance ensures crystal clear, highly intelligible speech capture and far-end speech reproduction, while the integrated design reduces the amount of hardware in the room, simplifying deployment and support.



THREE DEVICES IN ONE

- Combines ceiling array microphone, loudspeaker and DSP into a single device
- Provides consistent, full-room coverage in small and medium spaces, expandable to large rooms with an additional unit
- Single PoE+ network connectivity allows for quick and efficient installation

ADVANCED CEILING ARRAY MICROPHONE

- Single-Zone Automatic Coverage technology captures every talker in a 20 x 20 ft (6 x 6 m) area with no configuration required
- Next-generation array architecture provides full-range speech capture and consistent performance even for soft talkers

WIDE-DISPERSION LOUDSPEAKER


- Delivers clear, robust far end audio that fills the room
- Two input channels allow sending conferencing and program audio to the loudspeaker to support both collaboration and presentation scenarios

ONBOARD DSP

- Automatic mixing, acoustic echo cancellation, noise reduction, automatic gain control and EQ provide an automix output with outstanding speech clarity, further enhanced by the DSP software running on the IntelliMix Foundation Compute

VERSATILE MOUNTING OPTIONS

- Compatible with the A900 family of mounting accessories to support in-ceiling, on-ceiling, pole, or wire-rope mounting



HUDDLY CAMERAS

SHURE

IntelliMix Room Kits feature high-quality Huddly video to complement Shure's excellence in audio, together delivering superior user experiences and enhancing meeting equity. High-resolution ePTZ cameras provide clear visibility and wide-angle coverage, detecting people in the entire field of view and intelligently framing them. Single- and multi-camera setups provide scalability and flexibility to fit any room size and meeting needs.

HUDDLY IQ

- 4k image sensor and 150° wide-angle lens ensures everyone is captured in crisp detail, even those close to the camera
- Gallery view shows each participant in an individual pane, intelligently zoomed for equal representation
- 180° Auto-Flip automatically corrects view when camera is mounted upside down
- USB-C connectivity allows for a seamless and straightforward installation process



Huddly IQ
Included in IntelliMix Room Kit 30

HUDDLY L1 & HUDDLY CREW

- 6K image sensor captures participants in vivid detail so remote attendees can see faces clearly and pick up on non-verbal cues even at the far end of the room
- Pioneering Huddly Crew system frames participants from multiple angles to create an immersive experience that resembles in-person interaction, even in large spaces
- PoE-powered, networked connectivity makes installation simple and allows for flexible cable lengths



Huddly L1
Included in IntelliMix Room Kits 50 and 70

Huddly Crew
Included in IntelliMix Room Kit 80



SPECIFICATIONS



INTELLIMIX FOUNDATION COMPUTE

GENERAL	
CPU	12th generation Intel Core i5 processor
Memory	16 GB DDR4
Storage	256 GB
Graphics	Intel UHD Graphics for 12th generation Intel processors
Operating System	Windows 11 IoT Enterprise (x64)
Software	Microsoft Teams Rooms, IntelliMix Room (8-channel)
INPUTS AND OUTPUTS	
RJ45 (LAN)	1
RJ45 (To Touch Panel)	1
HDMI Out	3
USB-A 3.0	4
Power (DC In)	1
Kensington Lock	1
POWER	
Power Supply	FSP120-ABBN3
Power Consumption	120 W max.
PHYSICAL SPECIFICATIONS	
Weight	2.4 lb. (1.1 kg)
Operating Temperature	0°C (32°F) to 40°C (104°F)
Storage Temperature	-20°C (-4°F) to 60°C (140°F)
ACCESSORIES	
VESA Mounting Bracket set	1 (includes wall bracket, screwdriver, KA3 x 30 screws (4x), expansion screws (4x))
Power Adapter	1
Power Cord	3 or 4 x 6ft (regional variants for North America, Europe and Asia)
HDMI Cable	2 x 10ft
Ethernet Cables	1 x 3ft, 1 x 10ft, 2x 25ft, 1x50ft

INTELLIMIX TOUCH PANEL

DISPLAY	
Resolution	1920 x 1080
Frequency Refresh Rate	60 Hz
TOUCH SYSTEM	
Type	Capacitive touch
Surface Treatment	Anti-fingerprint, anti-glare
Motion Sensor	PIR sensor for automatic wake-up
INPUTS AND OUTPUTS	
RJ45 (To Compute)	1
USB-C (Content Sharing)	1
USB-A 2.0	1
Audio Out (3.5 mm)	1
POWER	
Input Power	52V DC (0.49 A) Delivered by DisplayLink over Cat6
Power Consumption	13 W max.
Cable Requirements for Compute to Touch Panel	Cat6 (shielded cable recommended)
Maximum Cable Length for Compute to Touch Panel	Shielded Cable: 200 ft (60.9 m) Unshielded Cable: 30 ft (9 m)
PHYSICAL SPECIFICATIONS	
Weight	2.8 lb. (1.3 kg)
Operating Temperature	0°C (32°F) to 40°C (104°F)
Storage Temperature	-20°C (-4°F) to 60°C (140°F)
ACCESSORIES	
USB-C Cable	1 x 6ft

SPECIFICATIONS



NETWORK SWITCH

Included in IntelliMix Foundation System

GENERAL	
Model	S1600V2-6P-HPWR
Switching capacity	12Gbps
Forwarding capacity	8.93Mpps
Port Surge	6KV
Fan	None
MTBF(Year)	88.60
MTTR(Hour)	1
NETWORKING INTERFACE	
GE (PoE+)	4
GE	1
SFP	1
POWER	
Input voltage	AC: Rated voltage range is 100V to 240V, 50/60Hz.
Power Consumption	86 W (PoE 73 W) max.
PHYSICAL SPECIFICATIONS	
Dimensions (W x D x H)	5.12 x 4.88 x 1.06 in (130 x 124 x 27 mm)
Weight	≈0.5 kg
Operating Temperature	-5°C (23°F) to 50°C (122°F)
Storage Temperature	-40°C (-40°F) to 70°C (158°F)

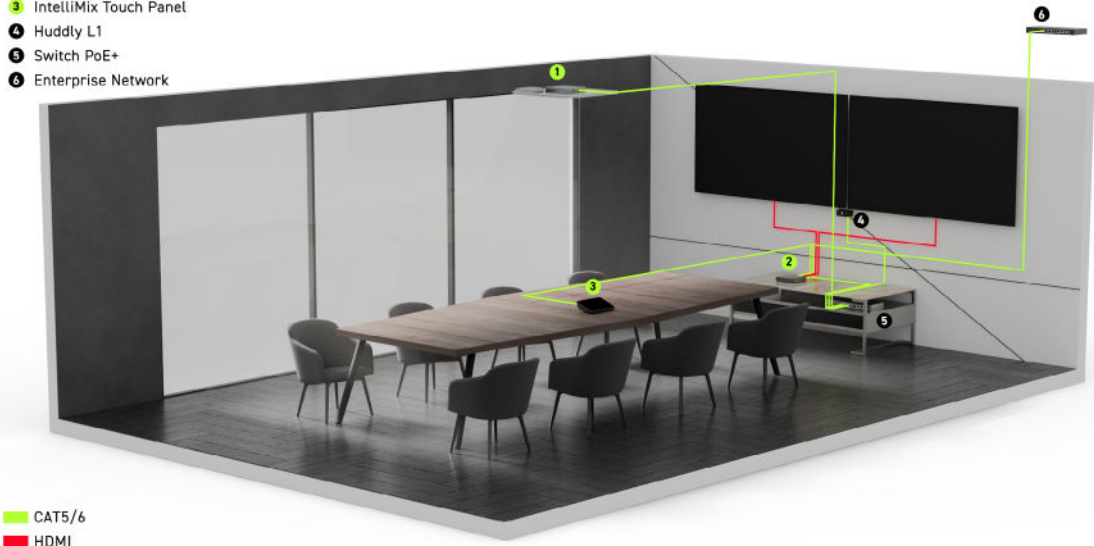
USB 3.0 TO GIGABIT ETHERNET NETWORK ADAPTER

Included in IntelliMix Foundation System

INTERFACE	
RJ45 (10/100/1000Mbps)	1
USB 3.0	1
PHYSICAL SPECIFICATIONS	
Dimensions	2.8 x 1.0 x 0.6 in. (71 x 26 x 16.2 mm)
Operating Temperature	0°C (32°F) to 40°C (104°F)
Storage Temperature	-40°C (-40°F) to 60°C (140°F)

SYSTEM CONNECTIVITY EXAMPLE: IMXRK50

- 1 MXA902 Ceiling Array Microphone + Loudspeaker
- 2 IntelliMix Foundation Compute*
- 3 IntelliMix Touch Panel
- 4 Huddly L1
- 5 Switch PoE+
- 6 Enterprise Network



CAT5/6
HDMI

*Using included USB-to-Ethernet Adapter

SPECIFICATIONS

SHURE

MXA902 CEILING ARRAY MICROPHONE + LOUDSPEAKER

GENERAL

Model	MXA902-S or MXA902-S-60CM
Coverage Area Size	20 x 20 ft (6.1 x 6.1 m)
Coverage Type	Single-zone automatic
Power Requirements	Power over Ethernet Plus (PoE+), Class 4
Max. Power Consumption	24 W
Control Software	Designer
Cable Requirements	Cat5e or higher (shielded cable recommended)
Connector Type	RJ45

MICROPHONE

Frequency Response	125 Hz to 20 kHz
AES67 or Dante Digital Output	Channel Count: 1 output channel Sampling Rate: 48 kHz Bit Depth: 24
Sensitivity at 1kHz	-1.74 dBFS/Pa
Maximum SPL	Relative to 0 dBFS overload 95.74 dB SPL
Signal-to-Noise Ratio	Ref. 94 dB SPL at 1 kHz 75.76 dB A-weighted
Latency	Not including Dante latency: 26.6 ms
Self Noise	18.24 dB SPL-A
Dynamic Range	77.5 dB
Digital Signal Processing	Automatic mixing, acoustic echo cancellation (AEC), noise reduction, automatic gain control, compressor, delay, equalizer (4-band parametric), mute, gain (140 dB range)
Acoustic Echo Cancellation Tail Length	Up to 250 ms

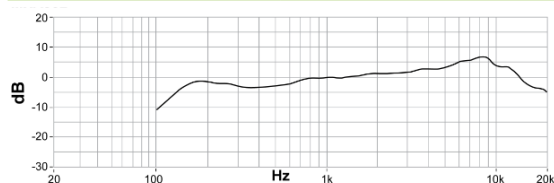
LOUDSPEAKER

AES67 or Dante Digital Input	Channel Count: 2 input channels
Frequency Range (-10 dB)	120 Hz to 20 kHz
Maximum Output Level	At 1 meter Pink noise: 86 dB SPL 1 kHz sine tone: 88 dB SPL
Coverage Angle	Average of 1 octave band centered on 4 kHz: 80°
Digital Signal Processing	Delay, compressor, signal generator, equalizer (4-band parametric)
Latency	Not including Dante latency: 6.3 ms

PHYSICAL SPECIFICATIONS

Dimensions: MXA902-S-60CM	Edge to edge: 23.38 in (593.8 mm) Height: 2.2 in (56.04 mm)
Dimensions: MXA902-S	Flange: 0.41 in (10.5 mm) Edge to edge: 23.77 in. (603.8 mm) Height: 2.2 in. (56.04 mm)
Weight	12.7 lb. (5.8 kg)
Plenum Rating	UL2043 (Suitable for Air Handling Spaces)
Dust Protection	IEC 60529 IP5X Dust Protected
Operating Temperature Range	-6.7°C (20°F) to 40°C (104°F)
Storage Temperature Range	-29°C (-20°F) to 74°C (165°F)

FREQUENCY RESPONSE *Measured directly on-axis from a distance of 6 feet (1.83 m)*



HUDDLY IQ

For additional specifications, please visit www.huddly.com/iq

CAMERA

Sensor	12 Megapixels 1/2.3" CMOS sensor
Resolutions @ 30 fps	1080p Full HD, 720p HD
Field of View	Horizontal: 120° Vertical: 90° Diagonal: 150°
Zoom	Up to 4x digital zoom

CONNECTIVITY

USB-C (power and data)	1 (SuperSpeed USB 3.0)
------------------------	------------------------

PHYSICAL SPECIFICATIONS

Dimensions (W x D x H)	1.6 x 2.82 x 1.4 in (40 x 72 x 35 mm)
Weight	0.26 lbs (120g)

HUDDLY L1

For additional specifications, please visit www.huddly.com/l1

CAMERA

Sensor	20.30 Megapixels 1" CMOS Sensor
Resolutions @ 30 fps	1080p Full HD, 720p HD
Field of View	Horizontal: 92° Vertical: 65° Diagonal: 103°
Zoom	Up to 5x digital zoom

CONNECTIVITY

RJ45 (PoE and data)	1
Cable Requirements	Cat5e or higher
USB-C	USB 3.0 port via USB to PoE Adapter

PHYSICAL SPECIFICATIONS

Dimensions (W x D x H)	4.8 x 3.5 x 2 in (122 x 90 x 53 mm)
Weight	1.3 lbs (0.6 kg)

HUDDLY CREW USB ADAPTER

For additional specifications, please visit www.huddly.com/crew

Huddly Crew consists of 3x Huddly L1 cameras (see specifications above) with specialized Huddly Director software. The Huddly USB Adapter enables plug-and-play connectivity between Huddly Crew and the Shure IntelliMix Foundation Compute.

GENERAL

Power Requirements	5V 3A power, supplied either via USB-C or the included external AC/DC 5V 4A power adapter
--------------------	---

CONNECTIVITY

RJ45 (To switch)	1
USB-C (To computer)	1
Power	1

PHYSICAL SPECIFICATIONS

Dimensions (W x D x H)	3.2 x 3.2 x 1.1 in (82 x 82 x 27 mm)
Weight	0.4 lbs (0.2 kg)